

# Synthesis of Multisubstituted Indenes via Iron-Catalyzed Domino Reaction of Benzylic Compounds and Alkynes

Yongxin Chen,<sup>a,b</sup> Kangning Li,<sup>a,b</sup> Xiang Liu,<sup>a,b</sup> Jiaoyan Zhu,<sup>a,b</sup> Baohua Chen<sup>\*a,b</sup>

<sup>a</sup> State Key Laboratory of Applied Organic Chemistry, Lanzhou University, Lanzhou 730000, P. R. of China

<sup>b</sup> Key Laboratory of Nonferrous Metal Chemistry and Resources Utilization of Gansu Province, Lanzhou 730000, P. R. of China  
Fax +86(931)8912582; E-mail: chbh@lzu.edu.cn

Received: 18.10.2012; Accepted after revision: 07.11.2012

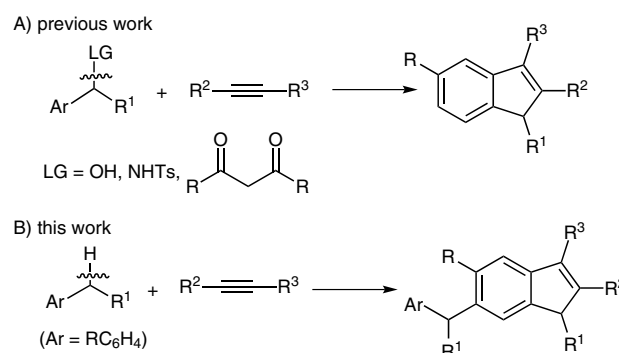
**Abstract:** A novel approach to synthesizing multisubstituted indenenes by iron-catalyzed domino reaction of benzylic compounds and alkynes under mild conditions was developed. This system could be applied to various available substrates in a one-step synthetic procedure in moderate to good yields.

**Key words:** indenenes, iron catalysis, domino reaction, one-step procedure, annulation

The indene core is one of the most important cyclic motifs that are very common in natural products and biologically active compounds.<sup>1</sup> In addition, it has tremendous applications in various research fields including material chemistry, analytical chemistry, and synthetic organic chemistry.<sup>2</sup> Great progress has been made to successfully construct this motif, but traditional methods required expensive and difficult-to-prepare catalysts/reagents, tedious reaction procedures, moreover, it is difficult to directly introduce multifunctional groups into the indene core.<sup>3</sup> Recently, several new approaches<sup>4</sup> to generating indenenes from the reaction between carbon-carbon triple bonds and benzyl cation intermediates that are obtained by the use of leaving groups have been developed (Scheme 1, A).

In recent years, the direct functionalization of benzylic C(sp<sup>3</sup>)-H bonds has attracted extensive attention in organic synthesis.<sup>5-8</sup> For example, Shi and others<sup>5</sup> have reported the cross-dehydrogenative coupling (CDC) between benzylic C-H bonds and sp<sup>3</sup>, sp<sup>2</sup>, or sp C-H bonds. Direct benzylic C-H amination through various catalytic systems have also been developed.<sup>6</sup> Additionally, the Jiao group<sup>7</sup> demonstrated an iron-catalyzed transformation of benzylic compounds into corresponding amide through C-H and C-C bond cleavage. Among these reactions, iron is a particularly attractive catalyst because of its sustainability, easy availability, low price, and environmentally friendly characteristics.<sup>9</sup> Despite the significant progress that has been achieved in this area, the cyclization reaction is still a relatively unexplored field. Owing to the importance of indene derivatives and the lack of successful direct annulations from benzylic compounds without leaving groups, we initially envisioned a novel and effi-

cient way of synthesizing multisubstituted indenenes by in situ generated benzyl bromides as benzyl cation precursors in an iron-catalyzed, one-step synthetic procedure (Scheme 1, B).



**Scheme 1** Synthesis of indene derivatives

At the outset of our study, diphenylacetylene (**1a**) and diphenylmethane (**2a**) were chosen as model substrates to optimize the reaction conditions (Table 1). Compounds **3aa** and **4aa** were obtained in 10% and 56% yields, respectively, with FeCl<sub>2</sub> (10 mol%) as the catalyst and DDQ (2.0 equiv) as the oxidant in DCE at 80 °C (Table 1, entry 1). The yield of **3aa** increased to 66% when NBS was used as the oxidant, while other oxidants such as NCS, TBHP, and Cu(OAc)<sub>2</sub> showed no effect on the promotion of this domino reaction (Table 1, entries 2–5). Subsequently, a series of solvents (toluene, acetonitrile, nitromethane, and tetrahydrofuran) were also evaluated but they showed disappointing results (Table 1, entries 6–9). Furthermore, we investigated the reaction using other iron, copper, and zinc salts as catalyst, but no better results were obtained (Table 1, entries 10–14). It is noteworthy that the amount of NBS had a significant effect on this reaction. Both 1.5 equivalents and 3.0 equivalents of NBS offered the desired product **3aa** in a low yield; 2.2 equivalents of NBS were the most effective and resulted in 75% yield (Table 1, entries 15–17). In addition, the yield was found to decrease with the temperature changed to 60 °C or 120 °C (Table 1, entries 18 and 19), and only a trace amount of product was observed in the absence of NBS or FeCl<sub>2</sub>.

Under the optimized reaction conditions, a series of substituted substrates was investigated to establish the scope and limitations of this process (Table 2). The results

Table 1 Optimization of the Reaction Conditions<sup>a</sup>

Entry	Oxidant (equiv)	Catalyst	Solvent	Temp (°C)	Yield of <b>3aa</b> (%)	Yield of <b>4aa</b> (%)
1	DDQ (2.0)	FeCl <sub>2</sub>	DCE	80	10	56
2	NBS (2.0)	FeCl <sub>2</sub>	DCE	80	66	12
3	NCS (2.0)	FeCl <sub>2</sub>	DCE	80	trace	0
4	TBHP (2.0)	FeCl <sub>2</sub>	DCE	80	trace	0
5	Cu(OAc) <sub>2</sub> (2.0)	FeCl <sub>2</sub>	DCE	80	trace	0
6	NBS (2.0)	FeCl <sub>2</sub>	PhMe	80	15	42
7	NBS (2.0)	FeCl <sub>2</sub>	MeCN	80	0	0
8	NBS (2.0)	FeCl <sub>2</sub>	MeNO <sub>2</sub>	80	0	0
9	NBS (2.0)	FeCl <sub>2</sub>	THF	80	0	0
10	NBS (2.0)	FeBr <sub>2</sub>	DCE	80	43	0
11	NBS (2.0)	FeCl <sub>3</sub>	DCE	80	44	15
12	NBS (2.0)	Fe(acac) <sub>3</sub>	DCE	80	trace	20
13	NBS (2.0)	CuCl <sub>2</sub>	DCE	80	trace	0
14	NBS (2.0)	ZnCl <sub>2</sub>	DCE	80	trace	0
15	NBS (1.5)	FeCl <sub>2</sub>	DCE	80	56	20
16	NBS (2.2)	FeCl <sub>2</sub>	DCE	80	75	0
17	NBS (3.0)	FeCl <sub>2</sub>	DCE	80	47	0
18	NBS (2.2)	FeCl <sub>2</sub>	DCE	60	67	0
19	NBS (2.2)	FeCl <sub>2</sub>	DCE	120	60	0

<sup>a</sup> Reaction conditions: **1a** (0.25 mmol), **2a** (1.25 mmol), catalyst (0.025 mmol), solvent (2 mL), under N<sub>2</sub>, 12 h.

showed that substrates with various weakly electron-donating and electron-withdrawing functional groups on either alkynes or benzylic compounds gave the corresponding indenenes in moderate to good yields, and other strongly electron-donating and electron-withdrawing substituents gave no desired products probably because of strong electronic effect (Table 2, entries 7, 8, and 17). The corresponding product **3da** was obtained in good yield when the substrate with an *ortho*-substituted aryl group was employed (Table 2, entry 4). Moreover, substrates with different substituents on R<sup>1</sup> and R<sup>2</sup> gave a mixture of regioisomers; due to electronic effects, the ratio of isomers varied from 3.7:1 to 1.3:1 (Table 2, entries 2, 4, 5; see also the Supporting Information).<sup>4a,b</sup> The aliphatic alkynes gave lower but still acceptable yields with perfect regioselectivity (Table 2, entries 9 and 10).<sup>4a,b</sup> When unsymmetric diphenylmethanes were employed, exclusive regioselectivity of indenenes were observed ex-

cept for **3ab** and **3ad** (Table 2, entries 11, 13–19; see also the Supporting Information). Confirmed by <sup>1</sup>H NMR and <sup>13</sup>C NMR analyses of intermediate product **4ae**, we assumed the favorable isomer would be **3ae**.<sup>4b</sup> A low yield was obtained when the bis[4-(*tert*-butyl)phenyl]methane was used, probably because of the steric effects of the *tert*-butyl substituent (Table 2, entry 12). Besides diarylmethanes, simple benzylic substrates such as ethyl benzene also worked smoothly and gave a mixture of diastereomers (1:1 ratio) in 56% yield (Table 2, entry 16).

Interestingly, it was found that substrates with a *para*-methoxy group on the aryl ring could react smoothly by using DDQ as oxidant (Table 3, entry 1). Good yield was still achieved when the bis[4-(*tert*-butyl)phenyl]methane was used (Table 3, entry 2).

To gain an insight into the mechanism of the above-mentioned process, the following control experiments were performed. As shown in Scheme 2, (bromometh-

ylene)dibenzene **A** was obtained via reaction of diphenylmethane (**2a**) with NBS in DCE under optimized conditions (Scheme 2, A), and then diphenylacetylene (**1a**) and FeCl<sub>2</sub> were added to the reaction mixture (Scheme 2, B), and **3aa** was obtained in 74% yield.

On the basis of the above results, a tentative reaction mechanism is illustrated in Scheme 2 (C). Treatment of diphenylmethane (**2a**) with NBS produces (bromomethylene)dibenzene **A**. The reaction of iron salt on **A** can lead to benzylic cation, which regioselectively attacks **1a** resulting in the formation of vinyl cation **C**. Then **C** undergoes cyclization and subsequent aromatization to provide **4aa**.<sup>4a,b,10</sup> Finally, **4aa** and a second **A** react to afford the desired product **3aa**.<sup>11</sup>

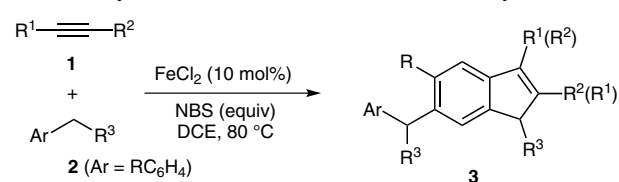
In summary, we have developed a novel iron-catalyzed direct cyclization for the synthesis of multisubstituted indenenes with benzylic compounds and alkynes in moderate to good yields. This system could be applied to various available substrates in a one-step synthetic procedure. We believe that this is one of the simplest and most straightforward methods available for the synthesis of indenenes to date.

### Acknowledgment

We are grateful to the project sponsored by the Project of National Science Foundation of P. R. of China (No. J11003307).

**Supporting Information** for this article is available online at <http://www.thieme-connect.com/ejournals/toc/synlett>.

**Table 2** Synthesis of Indenes Derivatives from Alkynes and Benzylic Compounds<sup>a</sup>



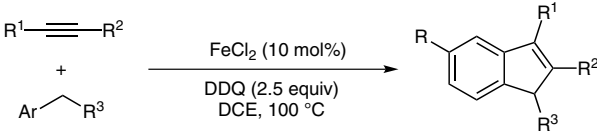
Entry	<b>1</b> R <sup>1</sup> , R <sup>2</sup>	<b>2</b> Ar, R <sup>3</sup>	NBS (equiv)	Yield of <b>3</b> (%)
1	<b>1a</b> Ph, Ph	<b>2a</b> Ph, Ph	2.2	<b>3aa</b> 75
2	<b>1b</b> Ph, 4-MeC <sub>6</sub> H <sub>4</sub>	<b>2a</b> Ph, Ph	1.9	<b>3ba/3ba'</b> (1:3.7) 72
3	<b>1c</b> 4-MeC <sub>6</sub> H <sub>4</sub> , 4-MeC <sub>6</sub> H <sub>4</sub>	<b>2a</b> Ph, Ph	1.6	<b>3ca</b> 53
4	<b>1d</b> Ph, 2-MeC <sub>6</sub> H <sub>4</sub>	<b>2a</b> Ph, Ph	1.8	<b>3da/3da'</b> (1:1.3) 69
5	<b>1e</b> Ph, 4-ClC <sub>6</sub> H <sub>4</sub>	<b>2a</b> Ph, Ph	2.2	<b>3ea/3ea'</b> (1:1.3) 83
6	<b>1f</b> 4-ClC <sub>6</sub> H <sub>4</sub> , 4-ClC <sub>6</sub> H <sub>4</sub>	<b>2a</b> Ph, Ph	2.5	<b>3fa</b> 74
7	<b>1g</b> Ph, 4-O <sub>2</sub> NC <sub>6</sub> H <sub>4</sub>	<b>2a</b> Ph, Ph	2.2	<b>3ga</b> 0
8	<b>1h</b> Ph, 4-MeOC <sub>6</sub> H <sub>4</sub>	<b>2a</b> Ph, Ph	2.2	<b>3ha</b> 0
9	<b>1i</b> Ph, Bu	<b>2a</b> Ph, Ph	3.0	<b>3ia</b> 55
10	<b>1j</b> <i>n</i> -Pr, <i>n</i> -Pr	<b>2a</b> Ph, Ph	2.2	<b>3ja</b> 42
11	<b>1a</b> Ph, Ph	<b>2b</b> Ph, 4-MeC <sub>6</sub> H <sub>4</sub>	2.2	<b>3ab</b> (Ar = Ph)/ <b>3ab'</b> (Ar = 4-MeC <sub>6</sub> H <sub>4</sub> ) (1:1) 62
12	<b>1a</b> Ph, Ph	<b>2c</b> 4- <i>t</i> -BuC <sub>6</sub> H <sub>4</sub> , 4- <i>t</i> -BuC <sub>6</sub> H <sub>4</sub>	2.6	<b>3ac</b> 48 <sup>c</sup>
13	<b>1a</b> Ph, Ph	<b>2d</b> Ph, 4-FC <sub>6</sub> H <sub>4</sub>	2.6	<b>3ad</b> (Ar = Ph)/ <b>3ad'</b> (Ar = 4-FC <sub>6</sub> H <sub>4</sub> ) (2:1) 58
14	<b>1a</b> Ph, Ph	<b>2e</b> Ph, 4-ClC <sub>6</sub> H <sub>4</sub>	2.4	<b>3ae</b> 57
15	<b>1a</b> Ph, Ph	<b>2f</b> Ph, 4-F <sub>3</sub> CC <sub>6</sub> H <sub>4</sub>	3.0	<b>3af</b> 63 <sup>c</sup>
16	<b>1a</b> Ph, Ph	<b>2g</b> Ph, Me	2.2	<b>3ag</b> 56 <sup>d</sup>
17	<b>1a</b> Ph, Ph	<b>2h</b> Ph, 4-MeOC <sub>6</sub> H <sub>4</sub>	2.2	<b>3ah</b> 0
18	<b>1f</b> 4-ClC <sub>6</sub> H <sub>4</sub> , 4-ClC <sub>6</sub> H <sub>4</sub>	<b>2e</b> Ph, 4-ClC <sub>6</sub> H <sub>4</sub>	2.8	<b>3fe</b> 72
19	<b>1f</b> 4-ClC <sub>6</sub> H <sub>4</sub> , 4-ClC <sub>6</sub> H <sub>4</sub>	<b>2f</b> Ph, 4-F <sub>3</sub> CC <sub>6</sub> H <sub>4</sub>	3.0	<b>3ff</b> 45 <sup>b</sup>

<sup>a</sup> Reaction conditions: **1** (0.25 mmol), **2** (1.25 mmol), FeCl<sub>2</sub> (0.025 mmol), DCE (2 mL), 80 °C, 10 h, under N<sub>2</sub>.

<sup>b</sup> At 100 °C, 24 h.

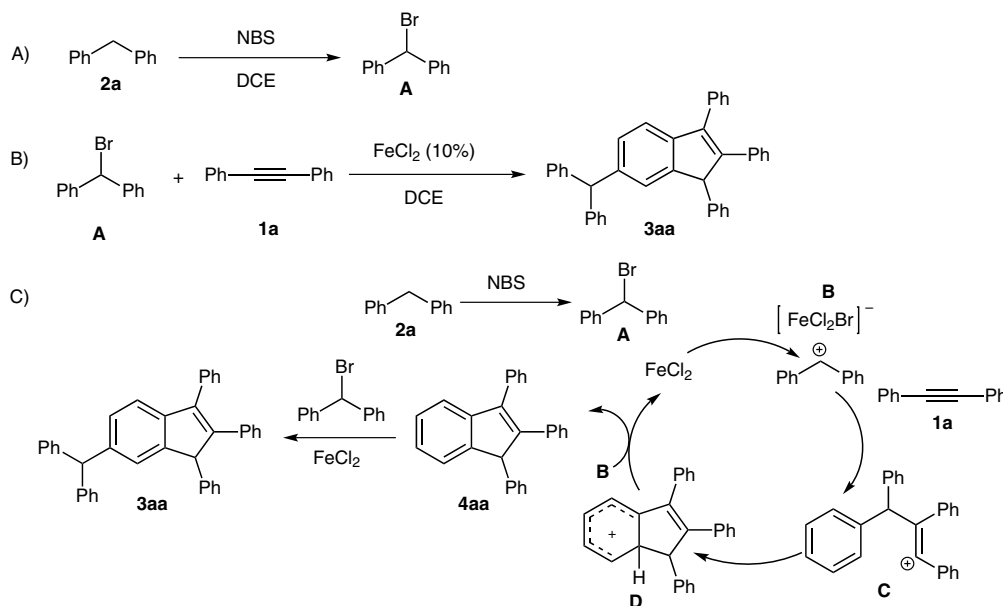
<sup>c</sup> At 100 °C.

<sup>d</sup> At 60 °C.

**Table 3** Synthesis of Indene Derivatives Using DDQ as Oxidant<sup>a</sup>


Entry	1 R <sup>1</sup> , R <sup>2</sup>	2 Ar, R <sup>3</sup>	Yield of 4 (%)
1	<b>1h</b> Ph, 4-MeOC <sub>6</sub> H <sub>4</sub>	<b>2a</b> Ph, Ph	<b>4ha</b> 55
2	<b>1a</b> Ph, Ph	<b>2c</b> 4- <i>t</i> -BuC <sub>6</sub> H <sub>4</sub> , 4- <i>t</i> -BuC <sub>6</sub> H <sub>4</sub>	<b>4ac</b> 65

<sup>a</sup> Reaction conditions: **1** (0.25 mmol), **2** (1.25 mmol), FeCl<sub>2</sub> (0.025 mmol), DDQ (0.625 mmol), DCE (2 mL), 100 °C, 10 h, under N<sub>2</sub>.

**Scheme 2** A tentative reaction mechanism

## References and Notes

- (1) (a) Nugiel, D. A.; Etkom, A.-M.; Vidwans, A.; Benfield, P. A.; Boisclair, M.; Burton, C. R.; Cox, S.; Czerniak, P. M.; Doleniak, D.; Seitz, S. P. *J. Med. Chem.* **2001**, *44*, 1334. (b) Frédéricick, R.; Dumont, W.; Ooms, F.; Aschenbach, L.; van der Schyf, C. J.; Castagnoli, N.; Wouters, J.; Krief, A. *J. Med. Chem.* **2006**, *49*, 3743. (c) Heintzelman, G. R.; Averill, K. M.; Dodd, J. H.; Demarest, K. T.; Tang, Y.; Jackson, P. F. WO 2003088963, **2003**. (d) Safak, C.; Simsek, R.; Altas, Y.; Boydag, S.; Erol, K. *Boll. Chim. Farm.* **1997**, *136*, 665.
- (2) (a) Anstead, G. M.; Wilson, S. R.; Katzenellenbogen, J. A. *J. Med. Chem.* **1989**, *32*, 2163. (b) Wang, B. *Coord. Chem. Rev.* **2006**, *250*, 242. (c) Xi, Q.; Zhang, W.; Zhang, X. *Synlett* **2006**, 945. (d) Barberá, J.; Rakitin, O. A.; Ros, M. B.; Torroba, T. *Angew. Chem. Int. Ed.* **1998**, *37*, 296. (e) Banide, E. V.; O'Connor, C.; Fortune, N.; Ortin, Y.; Milosevic, S.; Müller-Bunz, H.; McGlinchey, M. J. *Org. Biomol. Chem.* **2010**, *8*, 3997. (f) Zargarian, D. *Coord. Chem. Rev.* **2002**, *233–234*, 157. (g) Morinaka, K.; Ubukata, T.; Yokoyama, Y. *Org. Lett.* **2009**, *11*, 3890. (h) Yang, J.; Lakshmikantham, M. V.; Cava, M. P.; Lorcy, D.; Bethelot, J. R. *J. Org. Chem.* **2000**, *65*, 6739. (i) Alt, H. G.; Köppl, A. *Chem. Rev.* **2000**, *100*, 1205.
- (3) (a) Zhou, X.; Zhang, H.; Xie, X.; Li, Y. *J. Org. Chem.* **2008**, *73*, 3958. (b) Marion, N.; Díez-González, S.; de Frémont, P.; Noble, A. R.; Nolan, S. P. *Angew. Chem. Int. Ed.* **2006**, *45*, 3647. (c) Kurouchi, H.; Sugimoto, H.; Otani, Y.; Ohwada, T. *J. Am. Chem. Soc.* **2010**, *132*, 807. (d) Womack, G. B.; Angeles, J. G.; Fanelli, V. E.; Heyer, C. A. *J. Org. Chem.* **2007**, *72*, 7046. (e) Zhu, Z.-B.; Shi, M. *Chem. Eur. J.* **2008**, *14*, 10219. (f) Zhang, X.-M.; Tu, Y.-Q.; Jiang, Y.-J.; Zhang, Y.-Q.; Fan, C.-A.; Zhang, F.-M. *Chem. Commun.* **2009**, 4726. (g) Li, C.; Zeng, Y.; Wang, J. *Tetrahedron Lett.* **2009**, *50*, 295. (h) Khan, Z. A.; Wirth, T. *Org. Lett.* **2009**, *11*, 229. (i) Zhang, D.; Yum, E. K.; Liu, Z.; Larock, R. C. *Org. Lett.* **2005**, *7*, 4963. (j) Bi, H.-P.; Liu, X.-Y.; Gou, F.-R.; Guo, L.-N.; Duan, X.-H.; Liang, Y.-M. *Org. Lett.* **2007**, *9*, 3527. (k) Bryan, C. S.; Lautens, M. *Org. Lett.* **2010**, *12*, 2754. (l) Rayabarapu, D. K.; Cheng, C.-H. *Chem. Commun.* **2002**, *9*, 942. (m) Deng, R.; Sun, L.; Li, Z. *Org. Lett.* **2007**, *9*, 5207. (n) Kuninobu, Y.; Kawata, A.; Takai, K. *J. Am. Chem. Soc.* **2005**, *127*, 13498. (o) Miyamoto, M.; Harada, Y.; Tobisu, M.; Chatani, N. *Org. Lett.* **2008**, *10*, 2975. (p) Kuninobu, Y.; Tokunaga, Y.; Kawata, A.; Takai, K. *J. Am. Chem. Soc.* **2006**, *128*, 202. (q) Chang, K.-J.; Rayabarapu, D. K.; Cheng, C.-H. *J. Org. Chem.* **2004**, *69*, 4781.
- (4) (a) Bu, X.; Hong, J.; Zhou, X. *Adv. Synth. Catal.* **2011**, *353*, 2111. (b) Liu, C.-R.; Yang, F.-L.; Jin, Y.-Z.; Ma, X.-T.;

- Cheng, D.-J.; Li, N.; Tian, S.-K. *Org. Lett.* **2010**, *12*, 3832.  
(c) Li, H.; Li, W.; Liu, W.; He, Z.; Li, Z. *Angew. Chem. Int. Ed.* **2011**, *50*, 2975.
- (5) (a) Rong, Y.; Li, R.; Lu, W. *Organometallics* **2007**, *26*, 4376. (b) Li, Z.; Cao, L.; Li, C.-J. *Angew. Chem. Int. Ed.* **2007**, *46*, 6505. (c) Li, Y.-Z.; Li, B.-J.; Lu, X.-Y.; Lin, S.; Shi, Z.-J. *Angew. Chem. Int. Ed.* **2009**, *48*, 3817. (d) Correia, C. A.; Li, C.-J. *Adv. Synth. Catal.* **2010**, *352*, 1446.
- (6) (a) Liu, X.; Zhang, Y.; Wang, L.; Fu, H.; Jiang, Y.; Zhao, Y. *J. Org. Chem.* **2008**, *73*, 6207. (b) Pelletier, G.; Powell, D. A. *Org. Lett.* **2006**, *8*, 6031. (c) Powell, D. A.; Fan, H. J. *Org. Chem.* **2010**, *75*, 2726. (d) Ye, Y.-H.; Zhang, J.; Wang, G.; Chen, S.-Y.; Yu, X. Q. *Tetrahedron* **2011**, *67*, 4649. (e) Wang, Z.; Zhang, Y.; Fu, H.; Jiang, Y.; Zhao, Y. *Org. Lett.* **2008**, *10*, 1863. (f) Xia, Q.; Chen, W.; Qiu, H. *J. Org. Chem.* **2011**, *76*, 7577.
- (7) Qin, C.; Zhou, W.; Chen, F.; Ou, Y.; Jiao, N. *Angew. Chem. Int. Ed.* **2011**, *50*, 12595.
- (8) (a) Rybtchinski, B.; Milstein, D. *Angew. Chem. Int. Ed.* **1999**, *38*, 870. (b) Li, Z.; Li, C.-J. *J. Am. Chem. Soc.* **2005**, *127*, 6968. (c) Coperet, C. *Chem. Rev.* **2010**, *110*, 656. (d) Sun, C.-L.; Li, B.-J.; Shi, Z.-J. *Chem. Rev.* **2011**, *111*, 1293. (e) Ramesh, D.; Ramulu, U.; Rajaram, S.; Prabhakar, P.; Venkateswarlu, Y. *Tetrahedron Lett.* **2010**, *51*, 4898. (f) Li, Z.; Yu, R.; Li, H. *Angew. Chem. Int. Ed.* **2008**, *47*, 7497. (g) Li, C.-J. *Acc. Chem. Res.* **2009**, *42*, 335.
- (9) (a) Bolm, C.; Legros, J.; Le Paih, J.; Zani, L. *Chem. Rev.* **2004**, *104*, 6217. (b) Bolm, C. *Nat. Chem.* **2009**, *1*, 420. (c) Enthaler, S.; Junge, K.; Beller, M. *Angew. Chem. Int. Ed.* **2008**, *47*, 3317. (d) Fürstner, A.; Leitner, A.; Méndez, M.; Krause, H. *J. Am. Chem. Soc.* **2002**, *124*, 13856. (e) Sherry, B. D.; Fürstner, A. *Acc. Chem. Res.* **2008**, *41*, 1500. (f) Bauer, E. B. *Curr. Org. Chem.* **2008**, *12*, 1341.
- (10) (a) Stang, P. J.; Anderson, A. G. *J. Am. Chem. Soc.* **1978**, *100*, 1520. (b) Viswanathan, G. S.; Wang, M. W.; Li, C. J. *Angew. Chem. Int. Ed.* **2002**, *41*, 2138. (c) Stang, P. J.; Rappoport, Z.; Hanack, M.; Subramanian, L. R. *Vinyl Cations*; Academic Press: New York, **1979**.
- (11) **General Procedure for the Iron-Catalyzed Domino Reaction – Synthesis of 6-Benzhydryl-1,2,3-triphenyl-1H-indene (3aa)**  
Diphenylacetylene **1a** (44.5 mg, 0.25 mmol), FeCl<sub>2</sub> (3.1 mg, 10 mmol%), and NBS (97.9 mg, 0.55 mmol) were added to a flask with a magnetic stirring bar. The tube was evacuated and refilled with N<sub>2</sub>, and then diphenylmethane (**2a**, 210 μL, 1.25 mmol) and DCE (2 mL) was added. The resulting mixture was stirred at 80 °C for 10 h. After cooling to r.t., the mixture was diluted with EtOAc and filtered. The filtrate was removed under reduced pressure to get the crude product, which was further purified by silica gel chromatography (PE as eluent) to give product **3aa** (75% yield); white solid; mp 155–157 °C. <sup>1</sup>H NMR (300 MHz, CDCl<sub>3</sub>): δ = 7.40–7.28 (m, 5 H), 7.22–7.13 (m, 8 H), 7.10–6.98 (m, 14 H), 6.98–6.94 (m, 1 H), 5.50 (s, 1 H), 5.03 (s, 1 H). <sup>13</sup>C NMR (75 MHz, CDCl<sub>3</sub>): δ = 148.4, 145.5, 144.1, 144.0, 143.4, 141.6, 140.4, 139.7, 135.5, 129.4, 129.2, 129.1, 128.6, 128.5, 128.2, 128.1, 127.8, 127.4, 126.5, 126.1, 125.3, 120.1, 57.9, 56.8.