

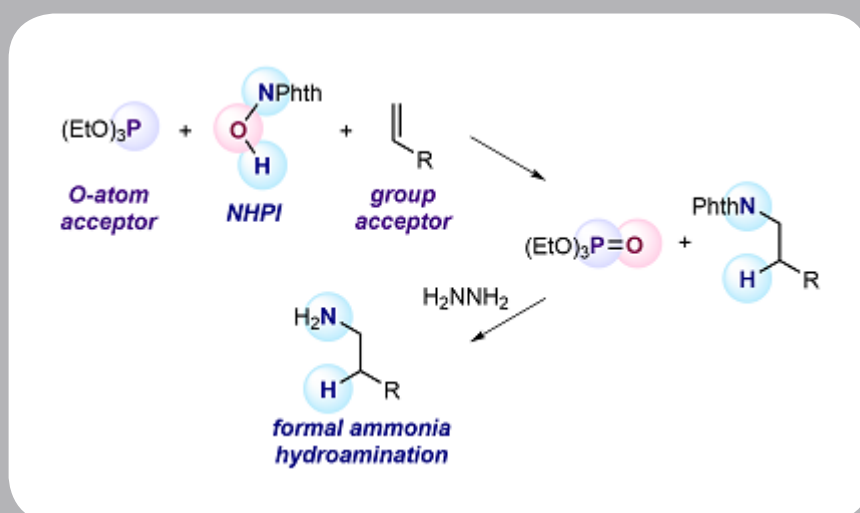
# Synform

People, Trends and Views in Chemical Synthesis

2019/02

## Intermolecular Radical Mediated Anti-Markovnikov Alkene Hydroamination Using *N*-Hydroxyphthalimide

Highlighted article by S. W. Lardy, V. A. Schmidt



### Contact

Your opinion about Synform is welcome,  
please correspond if you like:  
[marketing@thieme-chemistry.com](mailto:marketing@thieme-chemistry.com)

## Dear Readers,

Yesterday was my first day in my new academic position, today I am writing this Editorial in my new office in the brand new, state-of-the-art Chemistry Department of Loughborough University. I do not mind being here during the weekend, because this place is so functional and comfortable that even working out-of-hours becomes a pleasure! It will take some time to be fully up-and-running with my new group and research – at the moment I am still emptying crates and moving stuff into my office – but SYNFORM is an excellent way to feel continuity even in the middle of a move. So, let's have a look at this February issue, which starts with the synthesis of the tantalizingly complex polycyclic terpenes Shizukaols A and E achieved by X.-S. Peng (P. R. of China) and co-authors. The next article is an interesting YCF interview with J. Cornella (Germany), while the following contribution reports on the radical alkene hydroamination by V. A. Schmidt (USA) published in *J. Am. Chem. Soc.* Finally, the key duty of closing the issue is in very good hands: I. Seiple (USA) – a recent Thieme Chemistry Journal Awardee – with his synthesis and structural re-assignment of 2,18-secolankacidinol B.

And this is me wrapping up this weekend working day and heading for a well-deserved pint!

Enjoy your reading!!



### In this issue

- Literature Coverage  
**Total Syntheses of Shizukaols A and E** .....A18
- Young Career Focus  
**Young Career Focus: Dr. Josep Cornella (Max-Planck-Institut für Kohlenforschung, Germany)** .....A22
- Literature Coverage  
**Intermolecular Radical Mediated Anti-Markovnikov Alkene Hydroamination Using N-Hydroxyphthalimide** .....A26
- Literature Coverage  
**Synthesis, Structural Reassignment, and Antibacterial Evaluation of 2,18-Seco-Lankacidinol B** .....A28
- Coming soon .....A31

### Contact

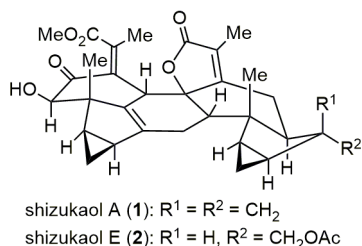
If you have any questions or wish to send feedback, please write to Matteo Zanda at: [synform@outlook.com](mailto:synform@outlook.com)

## Total Syntheses of Shizukaols A and E

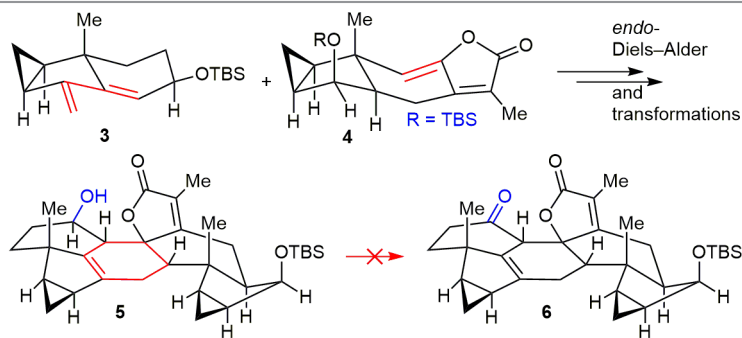
*Nat. Commun.* **2018**, *9*, 4040

Biologically active natural products are often used as starting points and potential sources for drug discovery, along with being critical tools for learning about biologically important processes. Unfortunately, natural products can generally only be isolated in very minute quantities from natural sources, so supplies with which to carry out a full physiological and biological assessment are often extremely scarce. Even when promising leads or potential drugs are identified among these natural products, the lack of availability and scalability represents a formidable barrier to their further development and evaluation in drug discovery. Fortunately, chemical synthesis has the potential to solve the supply problem by providing larger quantities of natural products and their analogues in a more efficient and scalable manner, thus enabling a better understanding of their biological action and biogenetic synthesis. Furthermore, chemical manipulation presents opportunities for modifying the structure of natural products, with the ultimate aim of improving their activity or physicochemical/biological properties.

Shizukaols A and E, two dimeric lindenane-type terpenes, were isolated from *Chloranthus japonicas*. Both possess a common heptacyclic framework containing more than 10 contiguous stereocenters with potential biological activities, which has attracted a considerable amount of interest from synthetic chemists. However, only one total synthesis of two dimeric members, shizukaol D and sarcandrolide J, was reported by Professor Bo Liu and co-workers in 2017. Recently, Professor Xiao-Shui Peng from The Chinese University of Hong Kong, together with Dr. Bencan Tang from the University of Nottingham Ningbo China (P. R. of China), have reported the total syntheses of shizukaols A and E via a biomimetic synthetic approach. Among the research priorities of the authors are, in fact, the design and accomplishment of a “bio-inspired” total synthesis of structurally complex and biologically significant natural products, and a better understanding of their biological action and biogenetic synthetic approach. This project was initiated in 2010, when Dr. Yin-Suo Lu enrolled as a PhD student in the group of Professor Henry N. C. Wong at The Chinese University of Hong Kong (P. R. of China). Professor Peng explained: “In the early stage of his PhD studies, Dr. Lu achieved quite exciting preliminary results on the generation of an *endo*-type core for shizukaol family members (*Org. Lett.* **2011**, *13*, 2940–2943 and *Org. Lett.* **2016**, *18*, 5447–5448). Based on these initial studies, Dr. Lu then achieved the crucial *endo*-cyclization product **5** through Diels–Alder reaction between diene **3** and dienophile **4** (Scheme 1). However, despite considerable experimentation, the conversion of the hydroxyl group of *endo*-cyclization product **5** into the carbonyl group in **6** could not be achieved.”



**Figure 1** Structures of shizukaols A and E

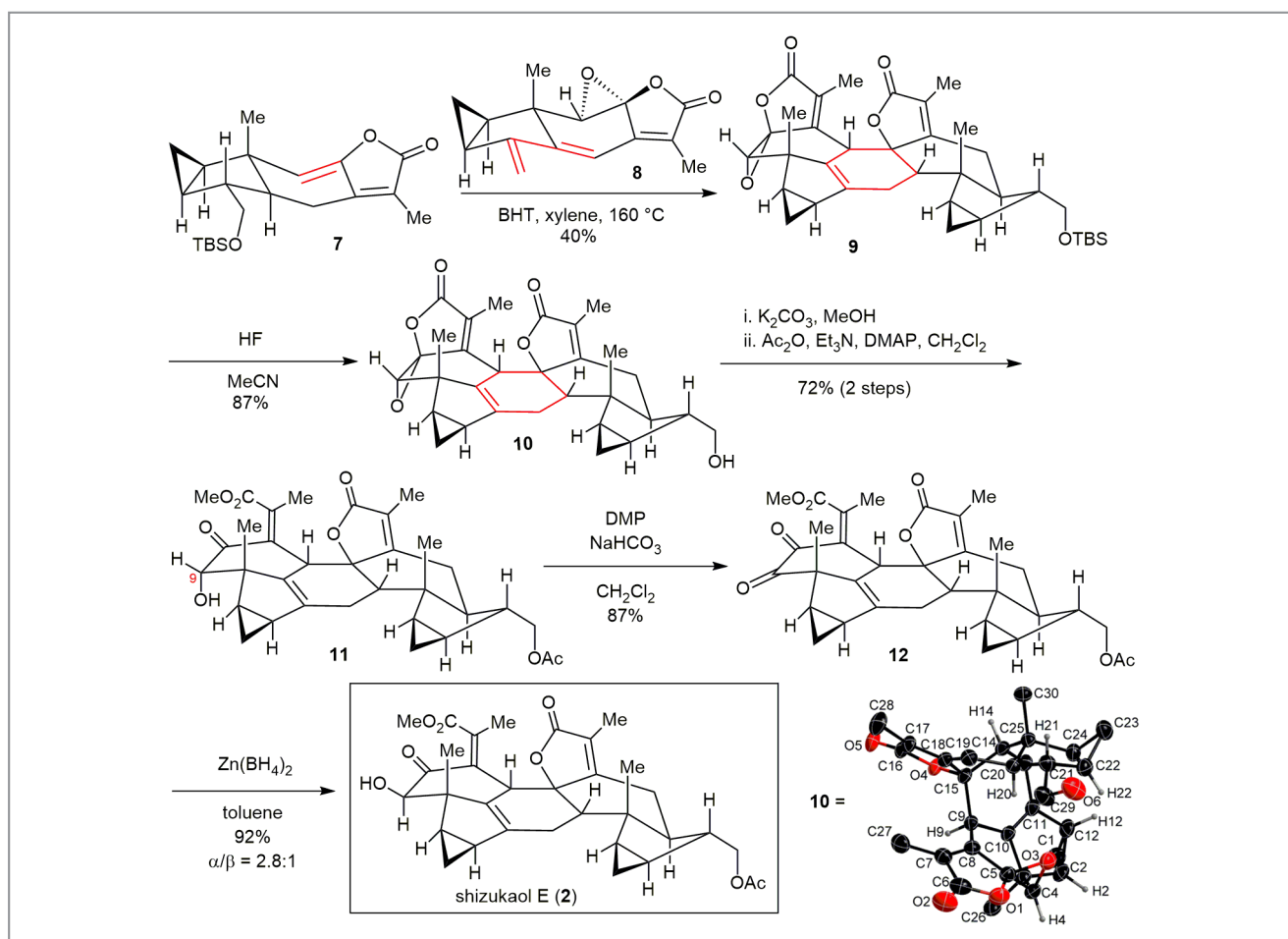


**Scheme 1** Unsuccessful transformation of the hydroxyl group into a carbonyl group

In 2013, Dr. Jian-Li Wu joined this shizukaol project after the first target molecule, bolivianine, was synthesized by Professor Bo Liu of Sichuan University (P. R. of China), and he started investigating the *endo*-selectivity of the Diels–Alder reaction and the improvement of synthetic efficiency in late-stage functionalization. “Dr. Wu’s investigation proved that the late-stage conversion of the epoxy unit (Schemes 2 and 3) into the hydroxy keto ester unit of shizukaols A (**1**) and E (**2**), a common framework of the dimeric family members, was a more step-economic strategy for total synthesis. Thus, according to the structural features of the shizukaol family, Dr. Wu synthesized more suitable precursors **7**, **8**, and **13**, being at least biogenetically much closer to intermediates suitable for further transformations through either a highly *Z*-selective olefination of  $\alpha$ -siloxy ketone with ynoate anions or an intramolecular Horner–Wadsworth–Emmons olefination from

commercially available Wieland–Miescher ketone,” explained Professor Peng.

He continued: “As expected, the Diels–Alder reaction between **7** and **8**, **8** and **13**, respectively, worked well to afford the desired products (**9**, **14**) with *endo* selectivity. However, efforts to invert the secondary  $\alpha$ -hydroxy group in **11** or **15** were unsuccessful, probably due to the fact that the key hydroxy group at C9 was sterically hindered.” The authors found that even the corresponding mesylate and triflate, which were easily epimerized, did not give positive results when treated with alkaline reagents such as DBU and  $\text{KNO}_2$ . Therefore, oxidation of alcohols **11** or **15** with Dess–Martin periodinane, respectively, led to diones **12** and **16**. Treatment of dione **12** with  $\text{Zn}(\text{BH}_4)_2$  eventually gave the synthetic shizukaol E (**2**) with a C9  $\beta$ -hydroxy group, together with recyclable compound **11** in 92% yield with an  $\alpha/\beta$  ratio of 2.8:1. Simi-



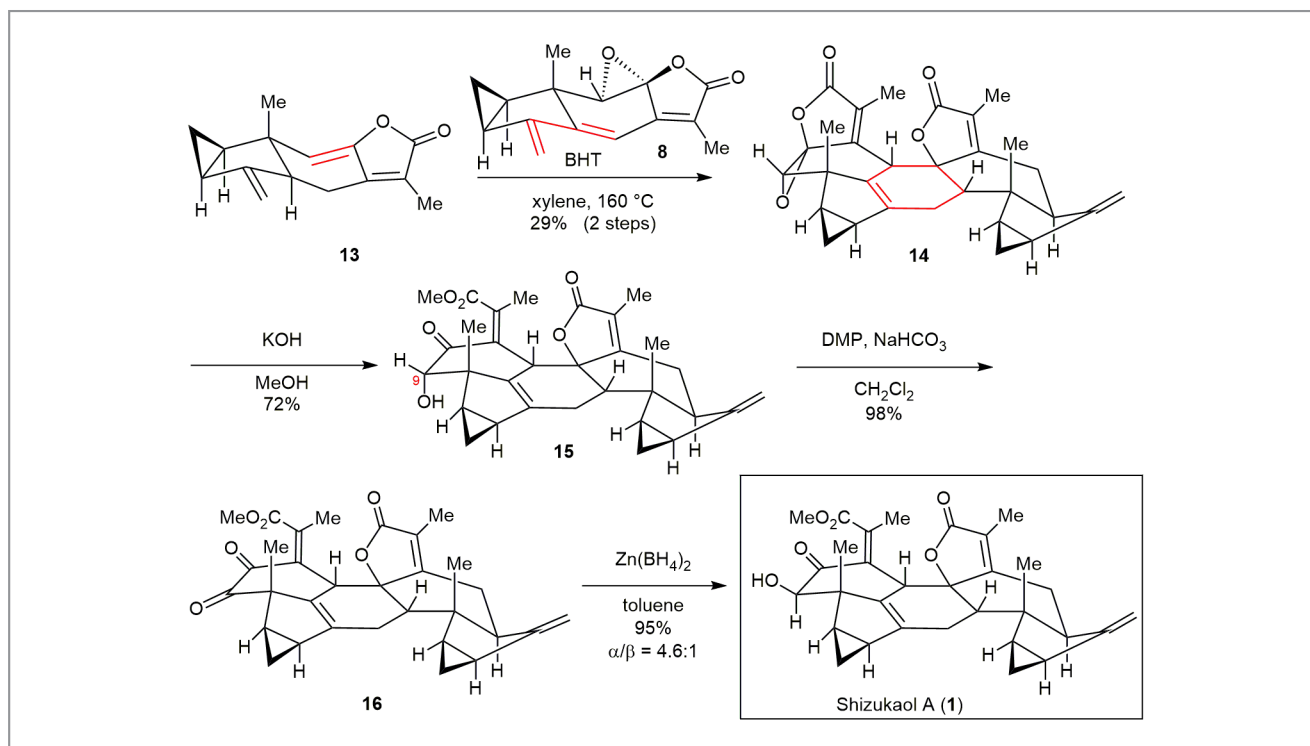
arly, oxidation of **15** with Dess–Martin periodinane, followed by reduction of dione **16** with  $\text{Zn}(\text{BH}_4)_2$ , eventually achieved shizukaol A (**1**) and alcohol **15** in 95% yield with an  $\alpha/\beta$  ratio of 4.6:1. “Presumably, the stereoselectivity of these reductions results from coordination between  $\text{Zn}(\text{BH}_4)_2$  and the two carbonyl groups at C8 and C9 in diones **12** and **16**. The relevant DFT calculations of the reduction of diones **12** and **16** with  $\text{Zn}(\text{BH}_4)_2$ , performed by Dr. Bencan Tang, supported the observed stereoselectivity,” said Professor Peng.

“In summary, the first total syntheses of shizukaols A (**1**) and E (**2**) were accomplished from commercially available Wieland–Miescher ketone in 0.1% overall yield over 24 steps and 0.15% overall yield over 28 steps in the longest linear sequences, respectively, involving a modified biomimetic Diels–Alder reaction and a biogenetic transformation of an epoxy unit to the common hydroxy keto ester species of the shizukaol family,” remarked Professor Peng. He continued: “This synthetic approach should open up a practical avenue for the total syntheses of the intriguing chloranthaceae family members, and should facilitate as well the understanding of their relevant biological action in nature.”

Professor Peng concluded: “Last but not least, we would like to express our sincere gratitude to Professor Henry N. C.

Wong for his invaluable comments, which effectively helped us in achieving our synthetic goals, as well as for his great contribution to the development of organic chemistry in China, on the occasion of his retirement from the Chinese University of Hong Kong after a career spanning over 35 years.”

*Mattos Faria*



**Scheme 3** Total synthesis of shizukaol A (**1**); BHT = butylated hydroxytoluene, DMP = Dess–Martin periodinane

## About the authors



Dr. J.-L. Wu

**Jian-Li Wu** grew up in Wuhan, Hubei (P. R. of China) and obtained a B.Sc. in chemistry from Nanjing University (P. R. of China) in 2012. Then he moved to The Chinese University of Hong Kong (P. R. of China) as a PhD student, obtaining his PhD there in 2016, where he worked on the total syntheses of shizukaols A and E under the supervision of Professors Henry N. C. Wong and Xiao-Shui Peng. Now, he works in new drug discovery in Shenzhen.



Dr. Y. Ben-David

**Yin-Suo Lu** was born and raised in Jiangsu province (P. R. of China) and earned a B.Sc. in pharmaceutical science from Peking University (P. R. of China). He continued with his M.Sc. studies at the same university under the direction of Professor Xin-Shan Ye in the research field of carbohydrate chemistry. He obtained his PhD from The Chinese University of Hong Kong (P. R. of China), where he worked on the total syntheses of shizukaols A and E under the supervision of Professors Henry N. C. Wong and Xiao-Shui Peng. After that, he worked at the Hong Kong Polytechnic University (P. R. of China) from 2014 to 2016 as a postdoctoral fellow studying transition-metal-catalyzed methodology under the direction of Professor Wing-Yiu Yu. Since 2016, he has been a researcher in pharmaceutical industry. Now, he is working in the department of Innovative Drug R&D Center of Shenzhen Salubris Pharmaceutical Co., LTD (P. R. of China).



Prof. B. Tang

**Bencan Tang** grew up in Panxian City, Guizhou Province, P. R. of China, and obtained her B.Sc. in analytical chemistry from Lanzhou University (P. R. of China) in 2000. Subsequently, she obtained her M.Sc. in 2003 from Lanzhou University under the direction of Professor Weidong Li. She then moved to the University of Nottingham (UK) in 2004, to start a PhD study with Professor Gerry Pattenden (FRS), working on the biomimetic synthesis of marine natural products, and was awarded a Ph.D. in 2008. After postdoctoral work with Professor David Harrowven at the University of Southampton (UK) from 2009 to 2011, she was hugely attracted by computational chemistry, so in 2011, she joined Professor Rob Paton's group at Oxford University (UK) to focus on computational studies of organic reactions, where she stayed for two years. In 2014, Bencan became an assistant professor at the University of Nottingham Ningbo China, where she explores the biomimetic synthesis of marine natural products, as well as novel metal-catalyzed organic reactions, mainly computationally.



Prof. X.-S. Peng

**Xiao-Shui Peng** received his BSc and MSc degrees from Lanzhou University (P. R. of China) in 1999 and 2002, respectively, under the guidance of Professor Xin-Fu Pan. In 2006, he obtained his PhD from The Chinese University of Hong Kong (P. R. of China), where he worked on the total synthesis of pallavicinin under the supervision of Professor Henry N. C. Wong. After completing his postdoctoral research fellowship with Professor K. C. Nicolaou and Dr. David Y. K. Chen on the cortistatins project at CSL@Biopolis, Singapore, he returned to CUHK as a Research Assistant Professor in 2009. He is now Research Associate Professor and is focusing his research themes on the development of novel bio-inspired strategies and methodologies for the total synthesis of structurally complex and biologically significant natural products.



## Young Career Focus: Dr. Josep Cornella (Max-Planck-Institut für Kohlenforschung, Germany)

**Background and Purpose.** SYNFORM regularly meets young up-and-coming researchers who are performing exceptionally well in the arena of organic chemistry and related fields of research, in order to introduce them to the readership. This Young Career Focus presents Dr. Josep Cornella (Max-Planck-Institut für Kohlenforschung, Germany).

### Biographical Sketch



Dr. Josep (Pep) Cornella

**Dr. Josep (Pep) Cornella** studied chemistry at the University of Barcelona (Spain). His MSc studies in the Department of Organic Chemistry investigated the chemistry of allylboron reagents. After completing his Master's thesis in 2008, he moved to the United Kingdom to pursue doctoral studies in the group of Prof. Igor Larrosa at Queen Mary University of London (QMUL) where he focused on the use of aromatic carboxylic acids as aryl donors in metal-catalyzed decarboxylative reactions. In 2012, he received a Marie Curie Fellowship to pursue postdoctoral studies in the group of Prof. Ruben Martin at the Institut Català d'Investigació Química (ICIQ, Spain) where he focused on the development of Ni-catalyzed transformations for the activation of C–O bonds and carbon dioxide (CO<sub>2</sub>) insertion. In 2015, he obtained a Beatriu de Pinós Fellowship to carry out further postdoctoral studies in the group of Prof. Phil S. Baran at The Scripps Research Institute, California (USA), where he developed novel transformations based on the concept of “redox-active esters” as radical coupling partners for Ni- and Fe-catalyzed cross-couplings.

In spring 2017, he was appointed as a Max Planck Group Leader in the Department of Organometallic Chemistry at the Max-Planck-Institut für Kohlenforschung in Mülheim an der Ruhr (Germany). He has been a Max Planck Research Group Leader (MPRGL) since the summer of 2017 at the same Institute, where he leads the Laboratory for Sustainable Homogeneous Catalysis, and was the recipient of the Thieme Chemistry Journals Award in 2017.

### INTERVIEW

**SYNFORM** *What is the focus of your current research activity?*

**Dr. J. Cornella** The main focus of our research group is the development of *rapid, practical* and *efficient* methodologies for organic synthesis based on sustainable and cheap catalysts, towards more sustainable chemical processes. In addition to efficiency and practicality, we are highly interested in discovering new reactivity with the aim of unveiling novel transformations. More specifically, our group's interests are in the *fundamental understanding and application of catalytic processes* and the *development of simple reagents* for organic synthesis. We believe that these two approaches have enormous potential with potential impact across the chemical sciences.

**SYNFORM** *When did you get interested in synthesis?*

**Dr. J. Cornella** I was first fascinated by synthesis in my undergraduate courses at the Universitat de Barcelona, where I undertook the class “Síntesi Orgànica” with Prof. Albert Moyano. There, I discovered the beauty and fun of constructing molecules and the plethora of possibilities for connecting and disconnecting bonds. Then, during my PhD and postdoc I learned how metals and catalysis can influence such disconnections, ultimately leading to extremely straightforward methodologies. I was fascinated by the idea of using transition metals to dramatically shorten a synthesis that required several steps and a tremendous amount of effort, time and resources. With this idea in mind, we are trying to add another variable to the equation: sustainability. In addition to streamlining synthesis, we are also attempting to provide sustainable approaches to these processes. In our laboratory, this implies the design of simple and readily available reagents or earth-abundant metals as catalysts.

**SYNFORM** What do you think about the modern role and prospects of organic synthesis?

**Dr. J. Cornella** Organic synthesis is truly vivid and alive. More specifically, homogeneous catalysis has become an indispensable tool for organic synthesis. New methodologies to assemble molecular entities appear every day from researchers around the world at an incredible pace. Thousands of methods are published every year, thus highlighting the richness and wide interest in this area. However, it seems that these fast-growing and large number of efficient and available methods do not translate when looking at applications in industrial contexts. A recent report<sup>1</sup> from medicinal chemists revealed that industry relies mainly on a small and specific set of reactions to synthesize their libraries of compounds. Although many factors can contribute to this, a determining factor is that the methods of choice (namely Suzuki cross-coupling, amide bond formation, enantioselective hydrogenation, etc.) are those which are simple, robust, scalable and reliable, especially when applied in complex synthetic contexts. In this regard, our research group places particular emphasis on covering the largest chemical space possible when developing new strategies (presence of a large variety of heterocycles and sensitive functional groups) to be able to achieve the maximum translational potential possible.

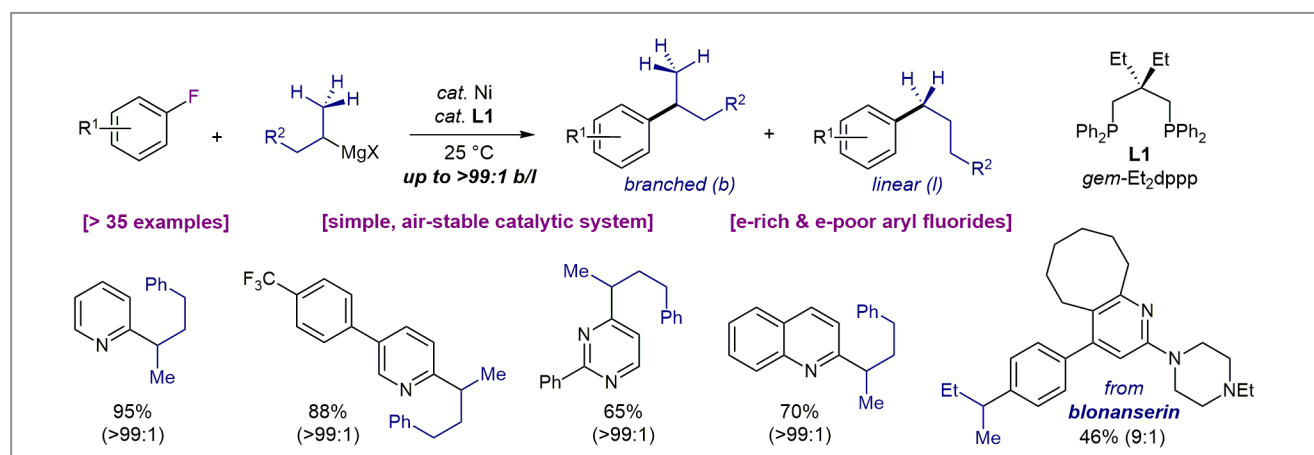
**SYNFORM** Your research group is active in the area of catalysis applied to organic synthesis. Could you tell us more about your research and its aims?

**Dr. J. Cornella** In particular, we are interested in developing methodologies based on cheap and abundant Ni salts for the

decoration of heterocycles, which are of major importance in pharmaceutical and agrochemical settings. We have developed a methodology for the functionalization of C–F bonds with alkyl Grignard reagents in a regioselective fashion to construct new C–C bonds.<sup>2</sup> In addition to the activation of challenging and strong C–F bonds, we have identified a feature in the ligand (Thorpe–Ingold effect) that minimizes the formation of the commonly obtained by-products through  $\beta$ -hydride elimination/insertion events. This allows a rapid construction of non-planar structures which are of great interest to medicinal chemists to design and modify protein–drug interaction sites (Scheme 1).

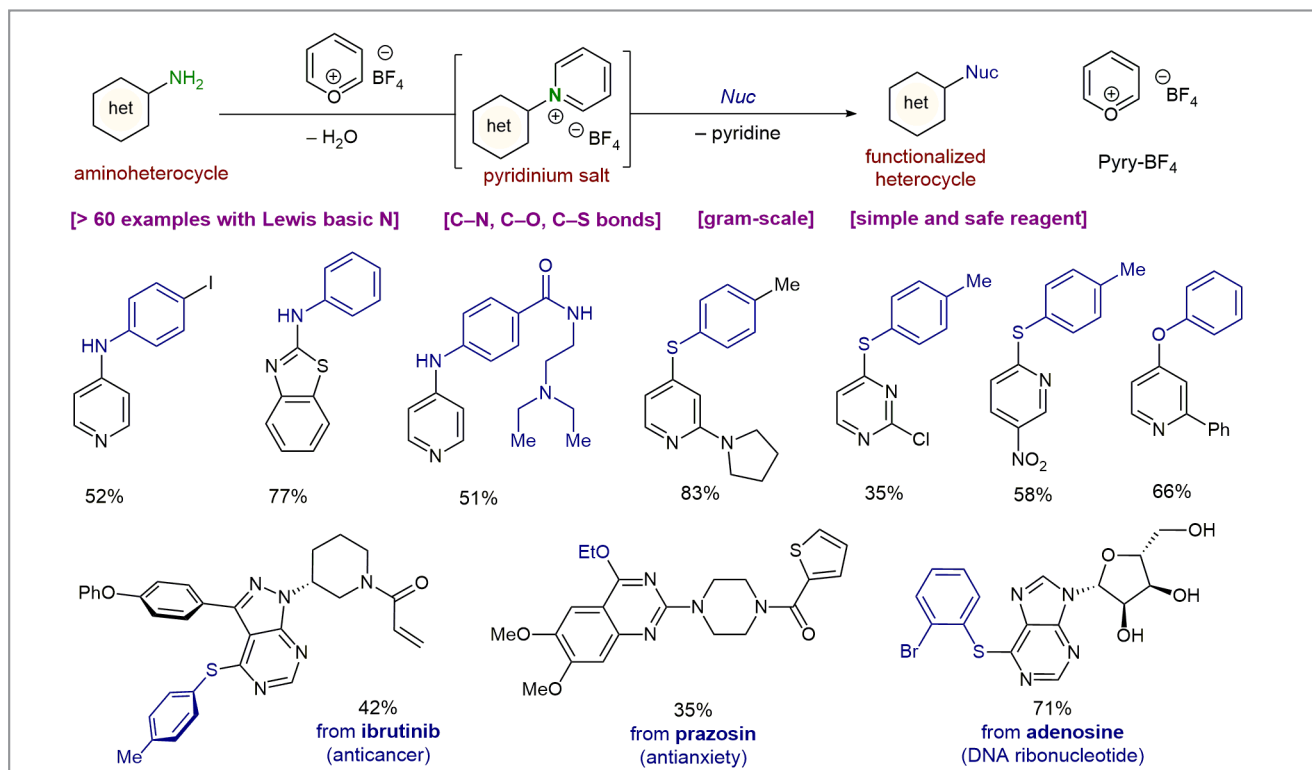
Another area we are interested in is the development of practical reagents for organic synthesis. In this regard, we have recently developed a pyrylium reagent (Pyry-BF<sub>4</sub>) which is capable of targeting amino groups C(sp<sup>2</sup>)-NH<sub>2</sub>, which are prevalent in a wide variety of chemical compounds. The reagent reacts preferentially with these functionalities, thus priming them for a simple and robust nucleophilic aromatic substitution (S<sub>N</sub>Ar).<sup>3</sup> Prior to our work, such reactivity was rather limited to the use of polyalkylated amines or diazo compounds, which are either explosive or unselective. The protocol developed by our group proceeds with extreme chemoselectivity and this permits the modification of C(sp<sup>2</sup>)-NH<sub>2</sub> bonds in late-stage functionalization contexts as demonstrated by the successful modification of densely functionalized molecules such as ibuprofen (anticancer), prazosine (antianxiety) and adenosine (DNA-building material) (Scheme 2).

Another research line we are currently exploring is the study of the chemistry of low-valent elements. For example, we are interested in highly reduced species of Ni and their capabilities as catalysts. While the high oxidation states of



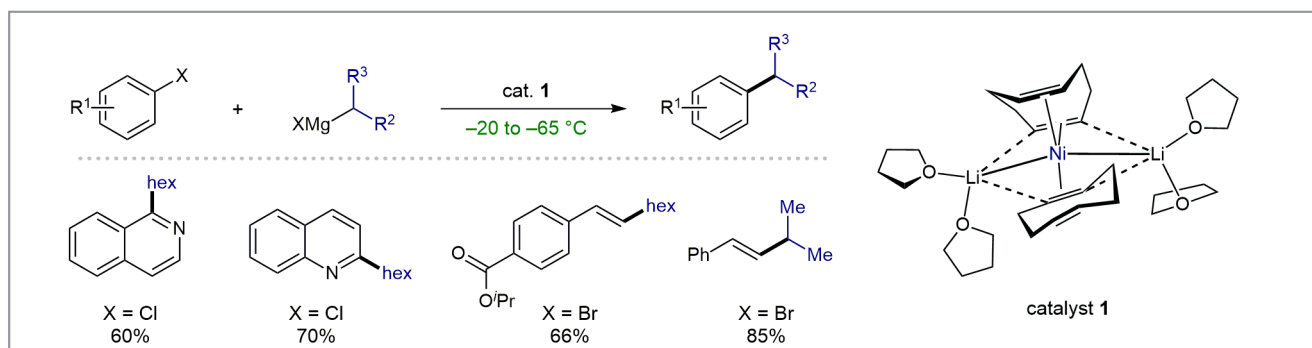
**Scheme 1** Ni-catalyzed branch-selective alkylation of C–F bonds





Ni – Ni(IV) to Ni(0) – are well-known in the literature, little is known about the highly reduced species of Ni in the context of cross-coupling. In traditional cross-couplings the electron density is provided by the ancillary ligand: we wondered what would happen if this process is reversed, and the electron density is mainly supplied by the metal center. Inspired by the seminal work from Jonas and Pörschke in the 1970s at MPI Kohlenforschung, we were able to identify a highly reduced Ni–Li–olefin complex [formally a Ni(–II)], which is

capable of catalyzing Kumada–Corriu cross-couplings at cryogenic temperatures.<sup>4</sup> The unprecedented activity of this Ni(–II) complex at low temperatures allowed the coupling of moieties bearing sensitive functional groups, which would react with the Grignard at higher temperatures, such as esters and nitriles. Although preliminary studies point towards the possibility of a low-valent catalytic cycle involving Ni(–II) species to forge C–C bonds, details on a full mechanistic picture are still under investigation (Scheme 3).



**SYNFORM** What is your most important scientific achievement to date and why?

**Dr. J. Cornella** The most important scientific contribution is always yet to come. However, I am very proud of the contributions we have made in such a short time. The discovery of a branch-selective alkylation of C–F bonds disclosed an unknown Thorpe–Ingold effect in the ligand which led to complete retention over isomerization. The catalytic activity of a formal Ni(-II) complex has led to a reconsideration of the role of the ligands in Kumada cross-coupling and the consideration of low-valent species involved in catalytic cycles. And finally, the development of the P<sub>ry</sub>-BF<sub>4</sub> has permitted a safe, selective and scalable S<sub>N</sub>Ar into C(sp<sup>2</sup>)-NH<sub>2</sub> bonds, which has been elusive to date. Although all these results have been small contributions to each particular field, I believe our continuous work in this area will open new vistas and I am convinced (as is every chemist) that great things to discover lie ahead of us.



## REFERENCES

- (1) D. G. Brown, J. Boström *J. Med. Chem.* **2016**, *59*, 4443–4458.
- (2) (a) M. J. O'Neill, T. Riesebeck, J. Cornella *Angew. Chem. Int. Ed.* **2018**, *57*, 9103–9107. (b) M. J. O'Neill, J. Cornella *Synthesis* **2018**, *50*, 3974–3996. (c) M. J. O'Neill, J. Cornella *CHIMIA* **2018**, *72*, 601–605.
- (3) D. Moser, Y. Duan, F. Wang, Y. Ma, M. J. O'Neill, J. Cornella *Angew. Chem. Int. Ed.* **2018**, *57*, 11035–11039.
- (4) L. Nattmann, S. Lutz, P. Ortsack, R. Goddard, J. Cornella *J. Am. Chem. Soc.* **2018**, *140*, 13628–13633.

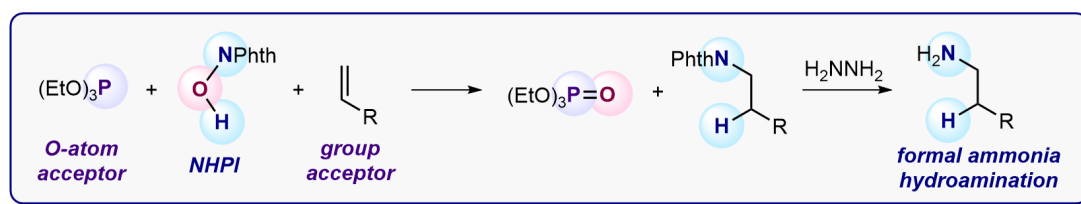
# Intermolecular Radical Mediated Anti-Markovnikov Alkene Hydroamination Using *N*-Hydroxyphthalimide

*J. Am. Chem. Soc.* **2018**, *140*, 12318–12322

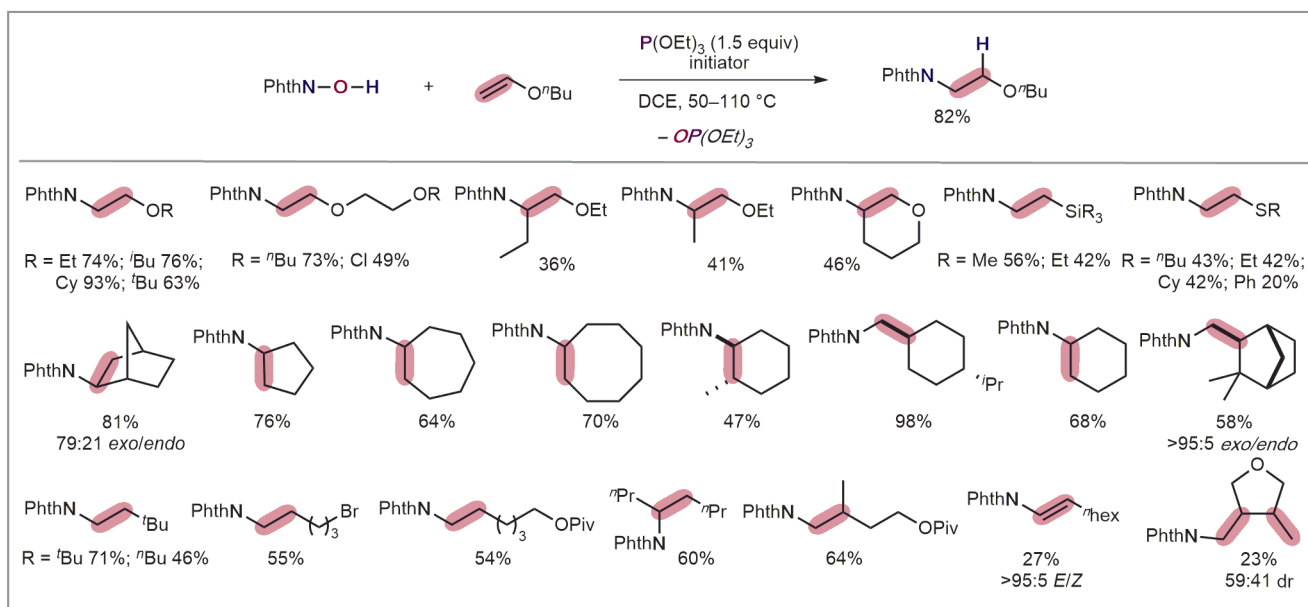
Nitrogen atoms are ubiquitous in pharmaceuticals, natural products, materials, and commodity chemicals. The simplest amine – ammonia – is central to life since its use as fertilizer quite literally feeds the world. Biological systems are finely tuned to use ammonia as a building block for complex molecule synthesis, but the use of ammonia in the laboratory is met with many obstacles ranging from the conceptual to the practical. “Ammonia is a flammable and highly corrosive gas. It also reacts readily with many common reagents and forms stable, and often inert, Werner complexes in the presence of

many transition metals. These obstacles have impeded the usage of ammonia directly in synthetic methodology development,” said Professor Valerie A. Schmidt from the University of California, San Diego (USA). The Schmidt group considered that an inexpensive ammonia surrogate could be used to create new C–N bonds via alkene hydroamination.

In an effort to realize this, the authors investigated *N*-hydroxyphthalimide (NHPI) as a potential ammonia surrogate. “We reasoned that – if a suitable deoxygenation procedure was identified and hydroamination occurred – the alkyl



**Scheme 1** General strategy



**Scheme 2** Hydroamination substrate scope

phthalimide products could be hydrolyzed to the corresponding primary amines," said Professor Schmidt. She continued: "The overall transformation achieved would be the formal addition of ammonia across a C–C double bond."

To achieve this, the group developed a dual radical atom and group transfer approach using phosphorus(III) reagents. Professor Schmidt explained: "This strategy leverages the relatively weak O–H and N–O bonds of NHPI to forge strong N–C, C–H, and phosphoranyl units. Because our dual transfer approach would generate an N-centered, phthalimidyl radical, alkene addition should preferentially result in the formation of the anti-Markovnikov regioisomeric amine products."

Professor Schmidt concluded: "This is a user-friendly, two-step procedure to access primary amines from unactivated and functionalized alkenes with a bench-stable, solid ammonia surrogate and inexpensive phosphite reagent. We are now investigating the kinetic and thermodynamic limits of this reaction as well as the generality of this mechanistic approach with other functional groups."

### About the authors



S.W. Lardy

**Samuel W. Lardy** grew up in Edina, Minnesota (USA) and obtained a Bachelor's degree in chemistry from Loyola Marymount University (USA) in 2016. As an undergraduate student, he performed research under the supervision of Dr. Jeremy McCallum. He started his graduate studies at the University of California, San Diego (USA) in 2017 under the leadership of Dr. Valerie Schmidt. His research focus is on phosphorus(III)-mediated atom- and group-transfer methodology development.



Prof. V. A. Schmidt

**Valerie A. Schmidt**, originally from Maryland (USA), earned her undergraduate degree in chemistry from Towson University, Maryland (USA). She then pursued graduate studies under the supervision of Prof. Erik Alexanian at the University of North Carolina at Chapel Hill (USA). As a Burroughs–Wellcome and Venable Fellow, she studied radical-mediated hydrocarbon functionalizations. She then moved to the laboratory of Prof. Paul Chirik at Princeton University (USA) as a Ruth L. Kirschstein National Institutes of Health Postdoctoral Fellow focusing on development of alkene cycloadditions and hydrovinylation catalyzed by reduced iron and cobalt compounds supported by redox-active ligands. She began her independent career in 2016 in the Department of Chemistry and Biochemistry at the University of California, San Diego (USA). The Schmidt lab is focused on the development of new synthetic methodologies by accessing reactive intermediates with unpaired electrons and studying their mechanisms.

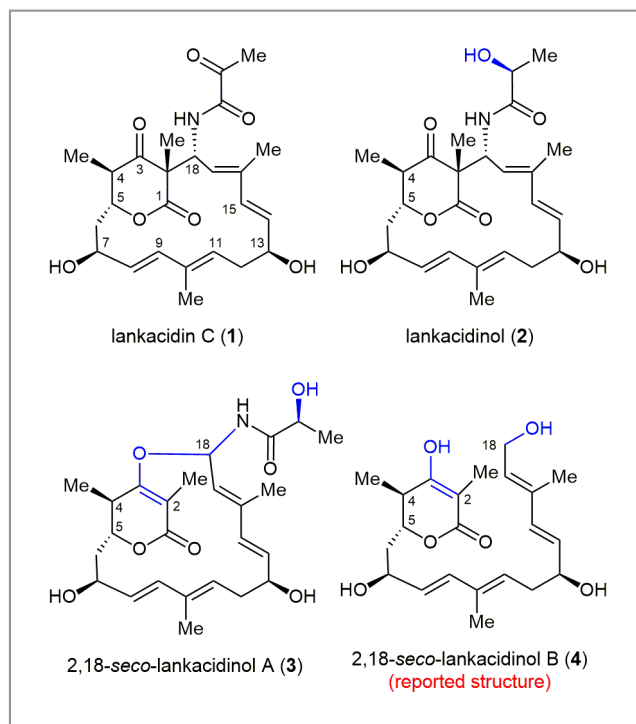
# Synthesis, Structural Reassignment, and Antibacterial Evaluation of 2,18-Seco-Lankacidinol B

*Angew. Chem. Int. Ed.* **2018**, *57*, 13551–13554

Bacteria are becoming increasingly resistant to antibiotics in all parts of the world. New resistance mechanisms are emerging and spreading globally, thus threatening our capacity to treat even the most common infectious diseases. While bacterial infections such as pneumonia, tuberculosis and sepsis are becoming harder, and sometimes impossible, to treat as antibiotics currently in use become less effective, there is a growing need for new classes of antibiotics that can overcome resistance.

The group of Professor Ian Seiple from the University of California, San Francisco (USA) has a longstanding interest in antibiotics that inhibit protein synthesis by binding to the catalytic center of the bacterial ribosome. These include many FDA-approved classes such as the streptogramins, oxazolidinones, macrolides, lincosamides, pleuromutilins and amphenicols. “There are other classes that target the same site that show enormous potential but that have liabilities preventing their advancement as human therapies,” explained Professor Seiple. He continued: “First and foremost among these classes are the lankacidins, which have attracted interest from academia and industry for decades as a potential treatment for multidrug-resistant Gram-positive infections.<sup>1</sup> Unfortunately, this class is chemically unstable in both acidic and basic environments, greatly limiting its chemical modification by semisynthesis as well as its advancement to the clinic. We sought to develop a modular synthesis of lankacidin antibiotics that would allow us to develop chemically stable analogues with improved potency.”

When the first report of *seco*-lankacidins appeared in the literature in January 2018,<sup>2</sup> the group had been working on a synthesis of the lankacidin backbone for over a year. Professor Seiple explained: “Much to our surprise, we had already prepared a silyl-protected version of 2,18-*seco*-lankacidinol B en route to the cyclic members of the lankacidin class. We immediately removed the silyl protecting groups, and we were very surprised to find that the <sup>1</sup>H and <sup>13</sup>C NMR spectra of the product did not match the published spectra! Initially, we were very concerned that we had misassigned the stereochemistry of some of our intermediates, but we quickly convinced ourselves by 2D NMR that our assignments were correct. Additionally, we noticed that no 2D NMR data was included in the publication describing the isolation,<sup>2</sup> and thus we assumed

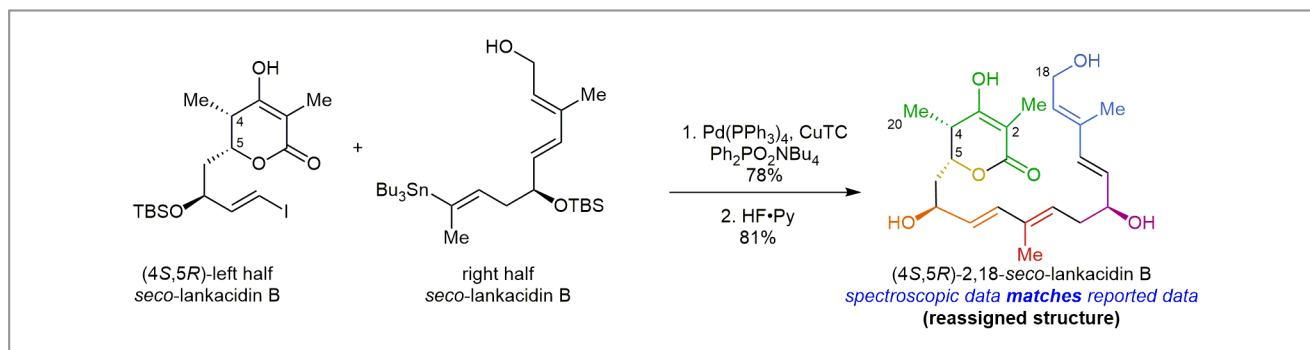


**Figure 1** Lankacidin antibiotics

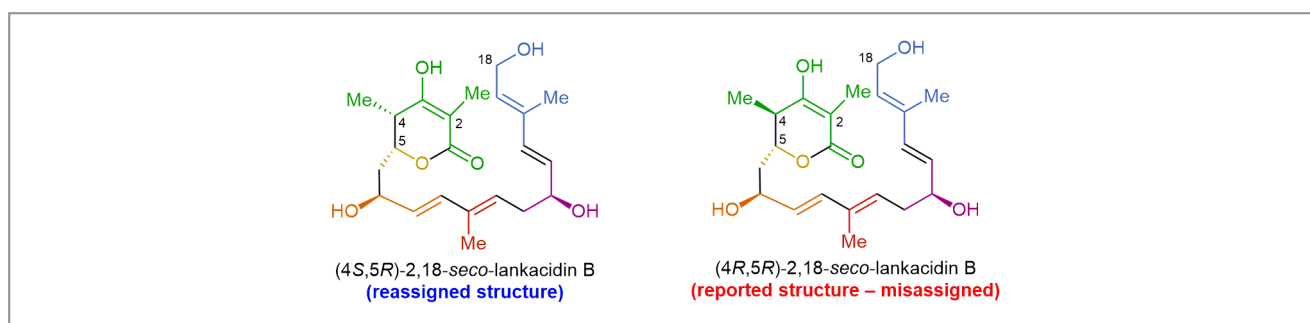
that they had assigned the stereochemistry by analogy to the rest of the class.”

He continued: “After careful analysis, we noticed that the largest discrepancies in spectral data occurred for atoms near and around the six-membered lactone ring, which contains two stereocenters. We then set out to synthesize all four possible diastereomeric combinations of these two stereocenters, with the hope that the spectra of one of these derivatives would match the spectra of the natural product.”

Much to the authors’ delight, the spectra of one of the four diastereomers they synthesized matched perfectly with the published data. This analogue was epimeric at the C4 position compared to the reported structure. This conclusion was supported by 2D NOE data, but the group sought further confirmation by X-ray crystallography. Professor Seiple remarked: “Unfortunately, we were unable to obtain X-ray-quality crystals of any of the final analogues (or of derivatives there-



**Scheme 1** Completion of the synthesis: assembling of left and right half of seco-lankacidin B



**Figure 2** Correct and previous misassigned seco-lankacidin B structures

of). We were successful, however, in crystallizing a derivative of an intermediate that contained the full lactone core. Taken together with the other spectral data, we believe there was sufficient evidence to call for a structural reassignment of 2,18-*seco*-lankacidinol B, revising the stereochemistry at C4.”

In addition to reassigning the structure, the authors were interested in the antibacterial activity of acyclic members of the lankacidin class. They measured the activity of lankacidins against a panel of five Gram-positive and five Gram-negative pathogens. “Perhaps unsurprisingly, the four acyclic lankacidin derivatives displayed weak-to-no activity against these bacteria. The lack of activity is most likely due to the absence of the macrocycle, which presumably grants a favorable conformational disposition for the binding site in the ribosome,” said Professor Seiple. He continued: “It is also possible, however, that the lack of the pyruvamide sidechain contributes to the lack of activity, as this sidechain is present in the structures of all of the cyclic members.”

Professor Seiple said: “This structural reassignment raises a number of questions. 2,18-*Seco*-lankacidinol B is the only member of the lankacidin class that has been shown to have *S* stereochemistry at C4. Have any other members of the lankacidin class been misassigned? Does the stereochemical in-

version offer any functional advantages to the molecule? Is it possible that the C4 stereochemistry actually exists in an *S* configuration during the biosynthesis for the entire class, only to be converted into *R* after cyclization (enzymatically or non-enzymatically)? Would cyclized lankacidins with inverted C4 stereochemistry still inhibit the ribosome? Would they be more structurally stable?”

Professor Seiple concluded: “We are currently pursuing the answers to these questions by developing syntheses of both natural and non-natural lankacidins. We are excited to report the results of these studies in the near future.”


*Matthew Fenske*

## REFERENCES


- (1) J. W. McFarland, D. K. Pirie, J. A. Retsema, A. R. English *Antimicrob. Agents Chemother.* **1984**, *25*, 226–233.
- (2) C. Lu, J.-M. Li, H. Qi, H. Zhang, J. Zhang, W. S. Xiang, J. D. Wang, X. J. Wang *J. Antibiot.* **2018**, *71*, 397–401.



## About the authors

*Prof. I. Seiple*

**Ian Seiple** received his BS from the University of California at Berkeley (USA) under the tutelage of Dirk Trauner, and in 2006 joined the laboratory of Phil Baran at the Scripps Research Institute (USA) as an NSF Predoctoral Fellow. During his graduate studies he developed fully synthetic routes to pyrrole-imidazole alkaloids, including palau'amine. In 2011 he moved to Harvard University (USA), where he worked on the synthesis of novel macrolide antibiotics as an NIH postdoctoral fellow in the laboratory of Andy Myers. He started his independent laboratory at the University of California, San Francisco (USA) in 2015, and focuses on the development of modular routes to complex small molecules with therapeutic potential.

*Dr. Y. Yao*

**Yanmin Yao** received his BS from Shandong Normal University (P. R. of China), and in 2008 he started at Nankai University (P. R. of China) for his graduate studies. He joined the group of Guangxin Liang, where his research focused on total synthesis of bioactive alkaloids and terpenoids including (+)-agelastatins A and B, longifolene and (+)-minfiensine. In 2014, he joined Pharmaron Beijing, Co. Ltd. (P. R. of China) as a researcher in process chemistry. At the end of 2015, he joined the laboratory of Ian Seiple at UCSF (USA) as a postdoctoral fellow, where he works on the synthesis and modification of antibiotics.

*Dr. L. Cai*

**Lingchao Cai** received his BS and MS from Nankai University (P. R. of China). He did his graduate research at the University of California, Los Angeles (USA) under the direction of Professor Ohyun Kwon focusing on the total synthesis of indole alkaloids. After graduation, he moved to UCSF (USA) and joined Ian Seiple's lab for his postdoctoral research, focusing on synthesis and development of lan-kacidin antibiotics.

## Coming soon

### Literature Coverage

#### Sunlight-Promoted CO<sub>2</sub> Transformations: Synthesis of $\alpha$ -Amino Acids with Imines

### Literature Coverage

#### Differentiation between Enamines and Tautomerizable Imines in the Oxidation Reaction with TEMPO

### Editorial Board Focus

#### Interviews with Cristina Nevado (Switzerland) and Hideki Yorimitsu (Japan)

## Further highlights

### **Synthesis** Review: Base-Metal-Catalyzed Olefin Isomerization Reactions

(by Q. Liu and co-workers)

### **Synlett** Account: Symmetric Multiple Carbohelicenes

(by K. Itami and co-workers)

### **Synfacts** Synfact of the Month in category "Synthesis of Natural Products and Potential Drugs": Synthesis of Grazoprevir

For current SYNFORM articles, please visit [www.thieme-chemistry.com](http://www.thieme-chemistry.com)  
 SYNFORM issue 2019/03 is available from February 15, 2019  
 at [www.thieme-connect.com/ejournals](http://www.thieme-connect.com/ejournals)

#### Editor

Matteo Zanda, Chair in Biomolecular Imaging, Centre for Imaging Science, Department of Chemistry, School of Science, Loughborough University, Leicestershire, LE11 3TU, UK and  
 C.N.R. – Istituto di Chimica del Riconoscimento Molecolare  
 Via Mancinelli, 7, 20131 Milano, Italy  
 Editorial Assistant: Alison M. Sage  
[synform@outlook.com](mailto:synform@outlook.com); fax: +39 02 23993080

#### Editorial Office

Managing Editor: Susanne Haak,  
[susanne.haak@thieme.de](mailto:susanne.haak@thieme.de), phone: +49 711 8931 786  
 Scientific Editors:  
 Stefanie Baumann, [stefanie.baumann@thieme.de](mailto:stefanie.baumann@thieme.de), phone: +49 711 8931 776  
 Selena Boothroyd, [selena.boothroyd@thieme.de](mailto:selena.boothroyd@thieme.de)  
 Michael Binanzer, [michael.binanzer@thieme.de](mailto:michael.binanzer@thieme.de), phone: +49 711 8931 768  
 Giuliana Rubulotta, [giuliana.rubulotta@thieme.de](mailto:giuliana.rubulotta@thieme.de), phone: +49 711 8931 183  
 Kathrin Ulbrich, [kathrin.ulbrich@thieme.de](mailto:kathrin.ulbrich@thieme.de), phone: +49 711 8931 785  
 Senior Production Editors:  
 Thomas Loop, [thomas.loop@thieme.de](mailto:thomas.loop@thieme.de), phone: +49 711 8931 778  
 Thorsten Schön, [thorsten.schoen@thieme.de](mailto:thorsten.schoen@thieme.de), phone: +49 711 8931 781  
 Production Manager: Sophia Hengst,  
[sophia.hengst@thieme.de](mailto:sophia.hengst@thieme.de), phone: +49 711 8931 398  
 Production Assistant: Tobias Brenner,  
[Tobias.brenner@thieme.de](mailto:Tobias.brenner@thieme.de), phone: +49 711 8931 769  
 Editorial Assistant: Sabine Heller,  
[sabine.heller@thieme.de](mailto:sabine.heller@thieme.de), phone: +49 711 8931 744  
 Marketing Director: Julia Stötzner,  
[julia.stoetzner@thieme.de](mailto:julia.stoetzner@thieme.de), phone: +49 711 8931 771  
 Postal Address: Chemistry Journals, Editorial Office, Georg Thieme Verlag KG,  
 Rüdigerstraße 14, 70469 Stuttgart, Germany,  
 Homepage: [www.thieme-chemistry.com](http://www.thieme-chemistry.com)

#### Publication Information

Synform will be published 12 times in 2019 by Georg Thieme Verlag KG, Rüdigerstraße 14, 70469 Stuttgart, Germany, and is an additional online service for Synthesis, Synlett and Synfacts.

#### Publication Policy

Product names which are in fact registered trademarks may not have been specifically designated as such in every case. Thus, in those cases where a product has been referred to by its registered trademark it cannot be concluded that the name used is public domain. The same applies as regards patents or registered designs.

#### Ordering Information for Print Subscriptions to Synthesis, Synlett and Synfacts

The Americas: Thieme Publishers New York, Thieme Medical Publishers, Inc., 333 Seventh Avenue, New York, NY 10001, USA.

Via e-mail: [customerservice@thieme.com](mailto:customerservice@thieme.com)  
 Via website: [www.thieme-chemistry.com](http://www.thieme-chemistry.com)  
 Phone: +1 212 760 0888; Fax: +1 212 947 1112  
 Order toll-free within the USA: +1 800 782 3488

Europe, Africa, Asia, and Australia: Thieme Publishers Stuttgart, Georg Thieme Verlag KG, Rüdigerstraße 14, 70469 Stuttgart, Germany.

Via e-mail: [customerservice@thieme.de](mailto:customerservice@thieme.de)  
 Via website: [www.thieme-chemistry.com](http://www.thieme-chemistry.com)  
 Phone: +49 711 8931 421; Fax: +49 711 8931 410

Current list prices are available through [www.thieme-chemistry.com](http://www.thieme-chemistry.com).

#### Online Access

The online versions of Synform as well Synthesis, Synlett, Synfacts and SynOpen are available through [www.thiemeconnect.com/products/ejournals/journals](http://www.thiemeconnect.com/products/ejournals/journals) where it is also possible to register for a free trial account. For information on multi-site licenses and pricing for corporate customers as well as backfiles, please contact our regional offices:

The Americas: [esales@thieme.com](mailto:esales@thieme.com), phone: +1 212 584 4695  
 Europe, Africa, Asia, and Australia: [eproducts@thieme.de](mailto:eproducts@thieme.de), phone: +49 711 8931 407  
 India: [eproducts@thieme.in](mailto:eproducts@thieme.in), phone +91 120 45 56 600  
 Japan: [brhosoya@poplar.ocn.ne.jp](mailto:brhosoya@poplar.ocn.ne.jp), phone +81 3 3358 0692

#### Manuscript Submission to Synthesis, Synlett, and SynOpen

Manuscript submissions will be processed exclusively online via <http://mc.manuscriptcentral.com/synthesis>, <http://mc.manuscriptcentral.com/synlett> and <http://mc.manuscriptcentral.com/synopen>, respectively. Please consult the Instructions for Authors before compiling a new manuscript. The current version and the Word template for manuscript preparation are available for download at [www.thieme-chemistry.com](http://www.thieme-chemistry.com).

#### Copyright

This publication, including all individual contributions and illustrations published therein, is legally protected by copyright for the duration of the copyright period. Any use, exploitation or commercialization outside the narrow limits set by copyright legislation, without the publisher's consent, is illegal and liable to criminal prosecution. This applies to translating, copying and reproduction in printed or electronic media forms (databases, online network systems, Internet, broadcasting, telecasting, CD-ROM, hard disk storage, microcopy edition, photomechanical and other reproduction methods) as well as making the material accessible to users of such media (e.g., as online or offline backfiles).

#### Copyright Permission for Users in the USA

Authorization to photocopy items for internal or personal use, or the internal or personal use of specific clients, is granted by Georg Thieme Verlag KG Stuttgart · New York for libraries and other users registered with the Copyright Clearance Center (CCC) Transactional Reporting Service, provided that the base fee of US\$ 25.00 per copy of each article is paid directly to CCC, 22 Rosewood Drive, Danvers, MA 01923, USA, 0341-0501/02.